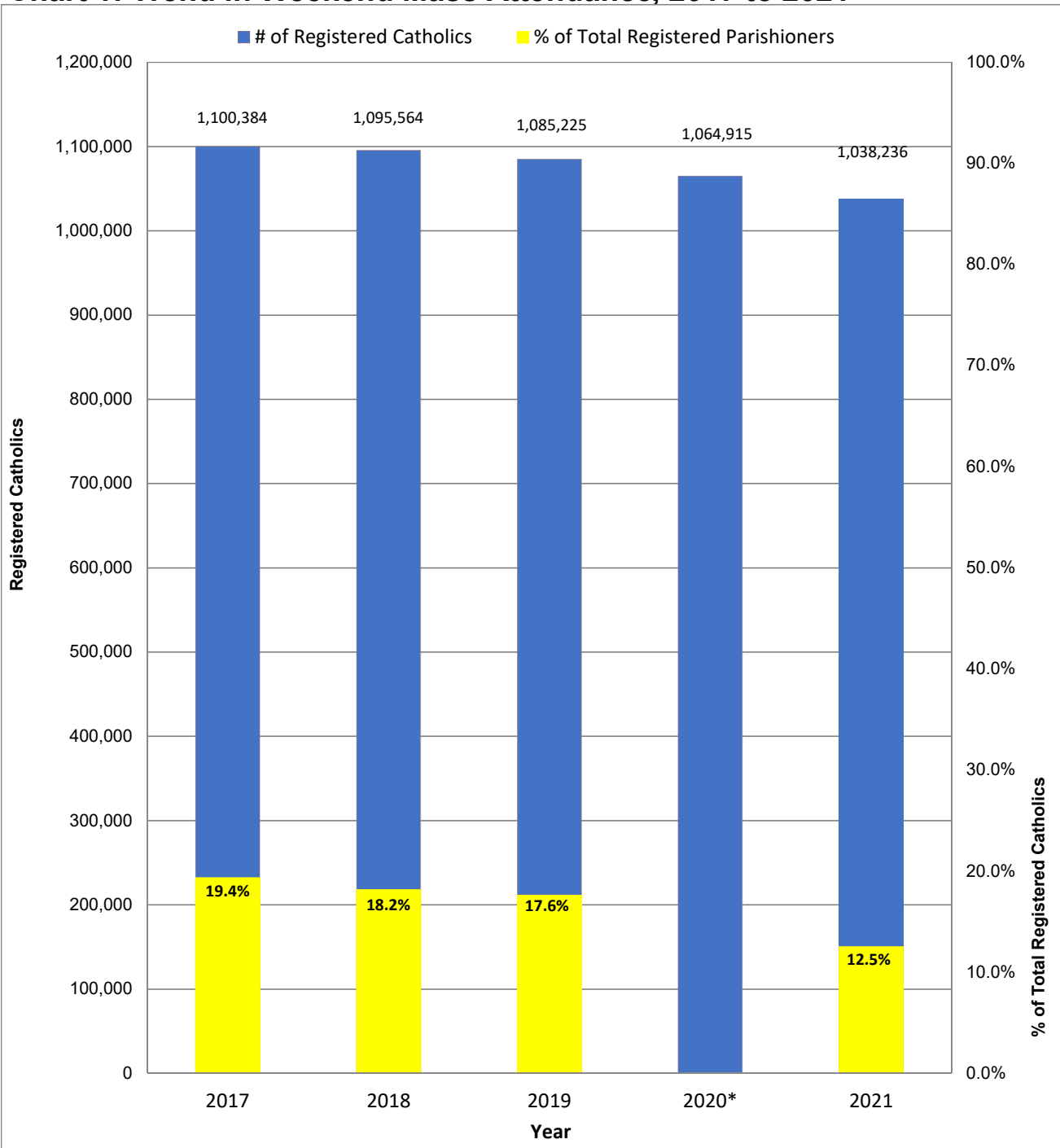


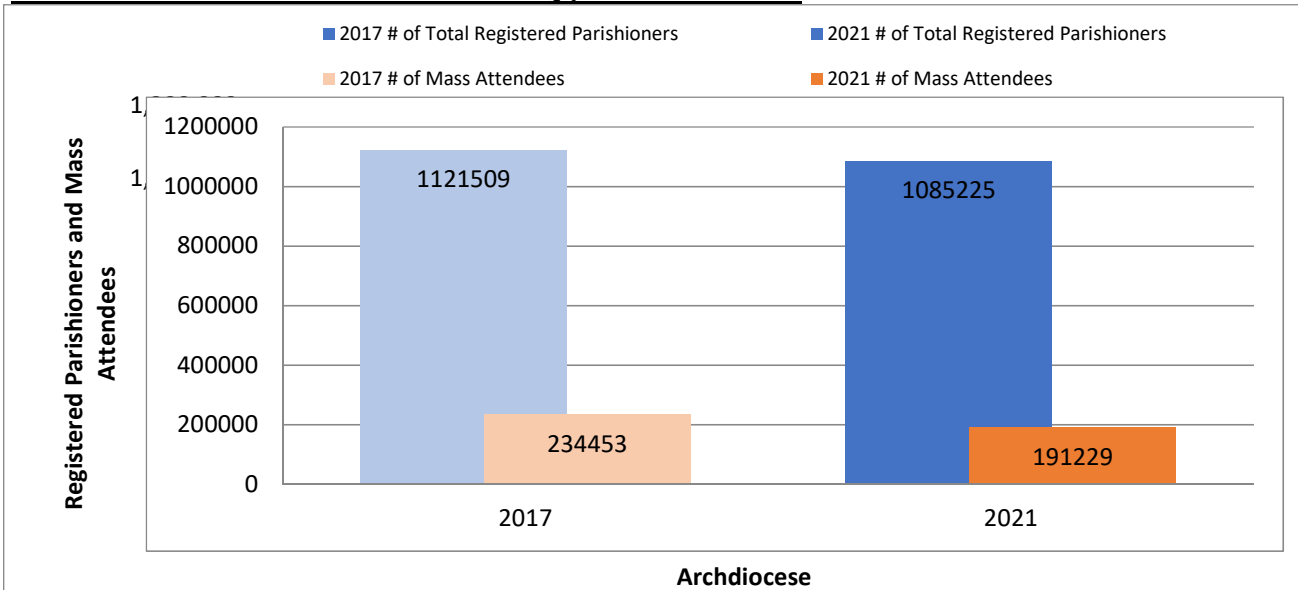
Chart 1: Trend in Weekend Mass Attendance, 2017 to 2021



Archdiocese of Philadelphia	2017	2018	2019	2020*	2021
# of Parishes	216	217	214	214	214
Total Registered Parishioners	1,100,384	1,095,564	1,085,225	1,064,915	1,038,236
# of Mass Attendees	212,984	199,101	191,229	N/A	129,990
% of Total Registered Parishioners	19.4%	18.2%	17.6%	N/A	12.5%

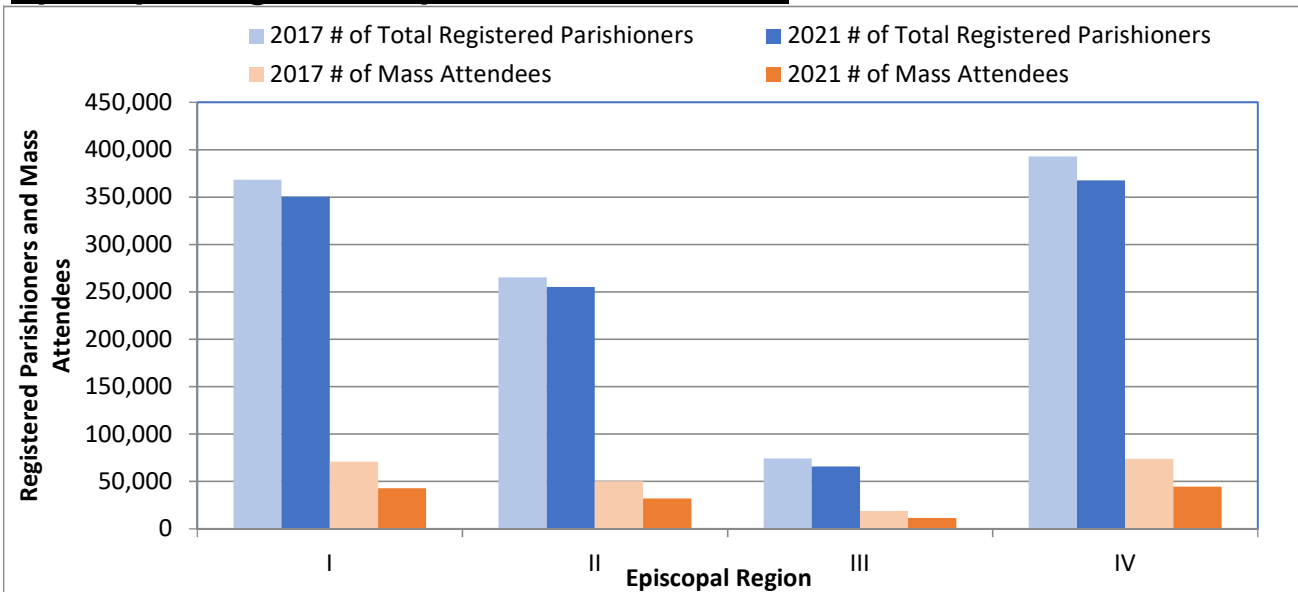
*2020 October Count did not occur.

Chart 2: Archdiocese Summary, 2017 & 2021



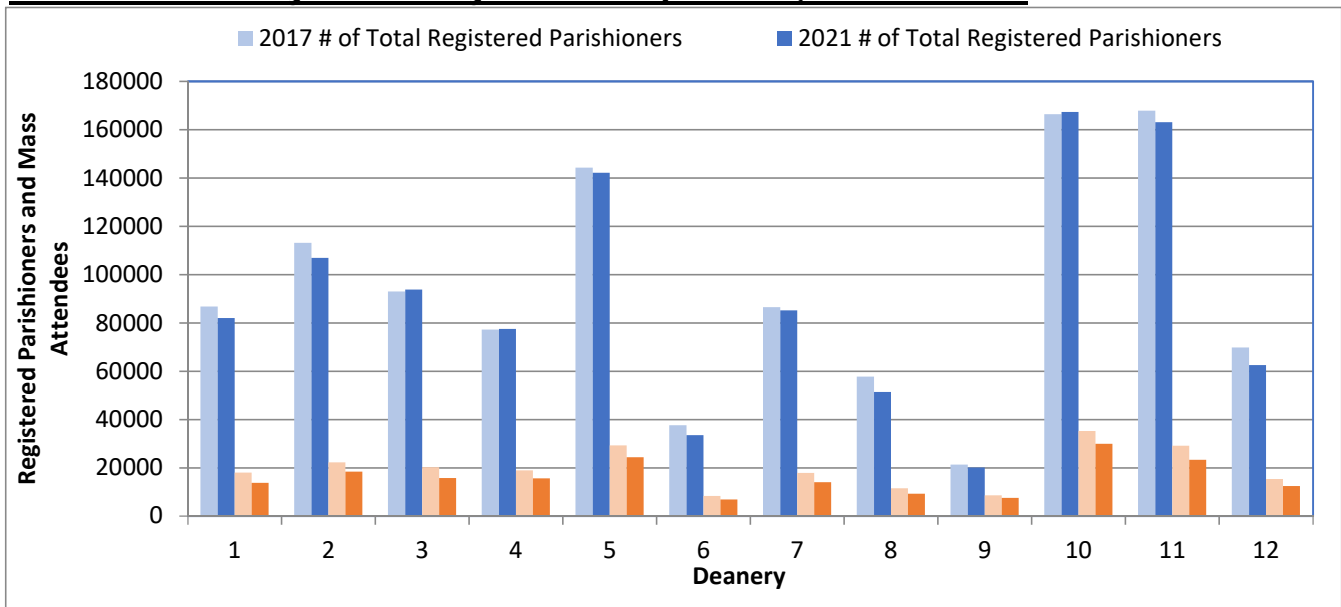
	Registered Parishioners				Mass Attendance					
	2017 Total	2021 Total	Change	% Change	2017 Total	2017 Percent	2021 Total	2021 Percent	Change	% Change
	1,100,384	1,038,236	-62,148	-5.6%	212,984	19.4%	129,990	12.5%	-82,994	-39.0%

Episcopal Region Comparison, 2017 & 2021



Episcopal Region	Registered Parishioners				Mass Attendance					
	2017	2021	Change	% Change	2017 Total	2017 Percent	2021 Total	2021 Percent	Change	% Change
I	368,119	350,206	-17,913	-4.9%	70,541	19.2%	42,630	12.2%	-27,911	-39.6%
II	265,258	255,131	-10,127	-3.8%	50,217	18.9%	31,804	12.5%	-18,413	-36.7%
III	74,198	65,563	-8,635	-11.6%	18,562	25.0%	11,221	17.1%	-7,341	-39.5%
IV	392,809	367,336	-25,473	-6.5%	73,664	18.8%	44,335	12.1%	-29,329	-39.8%

Chart 3: Deanery Summary and Comparison, 2017 & 2021



Episcopal Region	Deanery	Registered Parishioners				Mass Attendance					
		2017	2021	Change	% Change	2017 Total	2017 Percent	2021 Total	2021 Percent	Change	% Change
I	1	89,458	76,712	-12,746	-14.2%	15,804	17.7%	9,562	12.5%	-6,242	-39.5%
	2	108,376	103,444	-4,932	-4.6%	20,162	18.6%	11,557	11.2%	-8,605	-42.7%
	3	92,617	92,895	278	0.3%	17,124	18.5%	11,097	11.9%	-6,027	-35.2%
	4	77,668	77,155	-513	-0.7%	17,451	22.5%	10,414	13.5%	-7,037	-40.3%
II	5	142,915	140,298	-2,617	-1.8%	26,944	18.9%	16,473	11.7%	-10,471	-38.9%
	6	34,642	32,464	-2,178	-6.3%	7,680	22.2%	4,982	15.3%	-2,698	-35.1%
	7	87,701	82,369	-5,332	-6.1%	15,593	17.8%	10,349	12.6%	-5,244	-33.6%
III	8	53,925	45,817	-8,108	-15.0%	10,088	18.7%	6,099	13.3%	-3,989	-39.5%
	9	20,273	19,746	-527	-2.6%	8,474	41.8%	5,122	25.9%	-3,352	-39.6%
IV	10	166,684	160,231	-6,453	-3.9%	32,757	19.7%	21,005	13.1%	-11,752	-35.9%
	11	161,983	150,802	-11,181	-6.9%	26,961	16.6%	14,526	9.6%	-12,435	-46.1%
	12	64,142	56,303	-7,839	-12.2%	13,946	21.7%	8,804	15.6%	-5,142	-36.9%

Chart 4: Languages in Which Weekend Masses are Offered, 2021

Language	Average Number Attending Mass	Percent of Total	Number of Masses	Percent of Total
English	114,283	87.92%	770	89.43%
Spanish	10,479	8.06%	49	5.69%
Other Languages (see details below)	5,228	4.02%	42	4.88%
Total	129,990	100%	861	100%
Other Languages Detail:				
American Sign Language	223	0.17%	1	0.12%
Cantonese	34	0.03%	1	0.12%
Creole	215	0.17%	2	0.23%
Filipino	56	0.04%	1	0.12%
French (AKA Francophone)	124	0.10%	1	0.12%
Igbo	96	0.07%	1	0.12%
Indonesian	146	0.11%	1	0.12%
Italian	212	0.16%	2	0.23%
Korean	392	0.30%	5	0.58%
Latin	966	0.74%	6	0.70%
Liberian	182	0.14%	1	0.12%
Lithuanian	98	0.08%	1	0.12%
Malayalam	38	0.03%	1	0.12%
Mandarin	74	0.06%	1	0.12%
Polish	300	0.23%	3	0.35%
Portuguese	256	0.20%	2	0.23%
Q'eqChi	104	0.08%	1	0.12%
Tagalog	115	0.09%	1	0.12%
Tamil	40	0.03%	1	0.12%
Urdu	43	0.03%	1	0.12%
Vietnamese	1,514	1.16%	8	0.93%

Decrease of 58,115 attendees for Mass in **English**, 114,440 total attendance
 Decrease of 62 Masses offered in English weekly, 770 Masses in total

Decrease of 2,407 attendees for Mass in **Spanish**, 10,479 total attendance
 36 parishes offered Mass in Spanish, 49 Masses in total

Decrease of 350 attendees for Mass in **Vietnamese**, 1,514 total attendance
 8 parishes offered Mass in Vietnamese weekly, 8 Masses in total

Decrease of 212 attendees for Mass in **Korean**, 392 total attendance
 1 parish offered Mass in Korean weekly, 5 Masses in total

Decrease of 235 attendees for Mass in **Polish**, 300 total attendance
 2 parishes offered Mass in Polish weekly, 3 Masses in total

Chart 5: Parishes Offering Masses in 3 or More Languages in 2021 (Weekly)

Parish	City/Town	English	Spanish	Vietnamese	Additional Language	Additional Language
St. Ann	Phoenixville	x	x	x	Tamil	
St. Thomas Aquinas	Philadelphia	x	x	x	Indonesian	
Holy Innocents	Philadelphia	x	x	x		
St. Helena	Philadelphia	x	x	x		
St. Laurence	Upper Darby	x	x	x		
Visitation BVM	Philadelphia	x	x	x		
St. William	Philadelphia	x	x		Creole	Urdu
Our Lady of Consolation	Philadelphia	x	x		Latin	
St. Agatha-St. James	Philadelphia	x	x		Filipino	
St. Ambrose	Philadelphia	x	x		Q'eqChi	
St. Martin of Tours	Philadelphia	x	x		Portuguese	
St. Stanislaus	Lansdale	x	x		ASL	
Divine Mercy	Philadelphia	x		x	Liberan	
St. John/Holy Redeemer	Philadelphia	x			Cantonese	Mandarin
Holy Saviour	Norristown	x			Italian	Latin
St. Cyprian	Philadelphia	x			French Francophone	Igbo

